

Hinged Patio Door Systems

A Therma-Tru® patio door with genuine Therma-Tru parts is a complete door system with doors, glass and parts engineered to work together for durability and reliability through the years.



- 1 Multi-Point Locking System (Recommended)
- 2 Bottom Sweep
- 3 Sill
- 4 Hinges
- 5 Corner Seal Pads (Inswing Only)
- 6 Rain Deflector (Inswing Only)
- 7 Sill Pan (Recommended)
- 8 Astragal
- 9 Frame Components

Vented Sidelites*



Enjoy the view – and a fresh breeze, too.

- Sturdy stiles and hinges make the unit work as a small swinging door.
- Wide patio mullions provide dependable operation.
- Multi-point lock and continuous system help provide security and stability.
- Convenient removable screens – available in bronze and white – are designed for worry-free use.

*For inswing use only.

Top: Smooth-Star, Clear Glass, Doors – S2000, Sidelites – S2000SL
Bottom: Smooth-Star Door – S8200; Granite Glass, Sidelites – S81086XNSL


EnLiten™ Flush-Glazed Internal Blinds



Available Door Collections

Smooth-Star.

Available Door Styles & Sizes



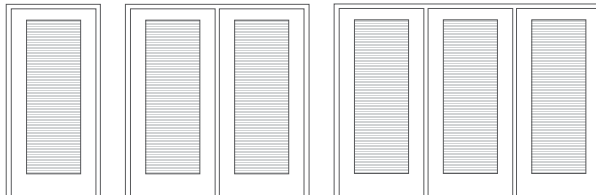
Widths

5'0"
 5'4"
 5'8" (Can be used as a 6'0" replacement size.)
 6'0"

Heights

6'6"
 6'8"
 8'0"

Available Configurations




EnLiten™ Flush-Glazed Low-E Grilles Between Glass



Available Door Collections

Fiber-Classic. Oak / Smooth-Star.

Available Door Styles & Sizes



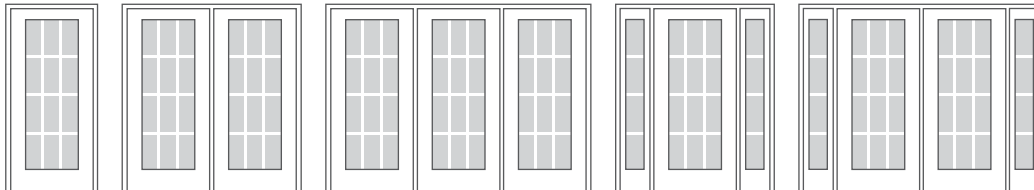
Widths

5'0"
 5'4"
 5'8" (Can be used as a 6'0" replacement size.)
 6'0"

Heights

6'6"
 6'8"
 8'0"

Available Configurations




EnLiten™ Flush-Glazed Low-E Glass



Available Door Collections

Classic-Craft® / Fiber-Classic® Oak / Smooth-Star®

Available Door Styles & Sizes



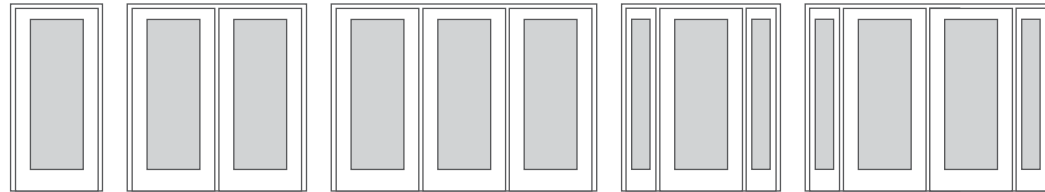
Widths

5'0"
5'4"
5'8" (Can be used as a 6'0" replacement size.)
6'0"

Heights

6'6"
6'8"
8'0"

Available Configurations




Low-E Internal Blinds



Available Door Collections

Fiber-Classic® Mahogany / Fiber-Classic® Oak / Smooth-Star®

Available Door Styles & Sizes



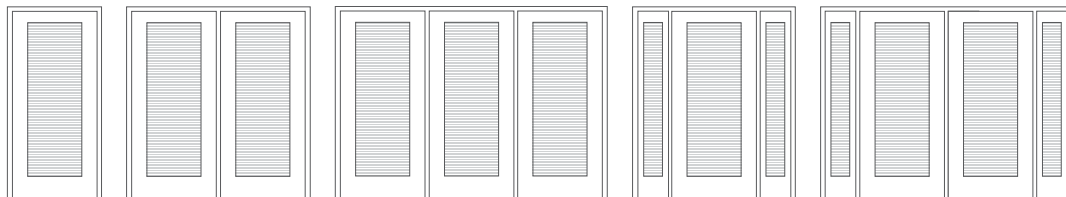
Widths

5'0"
5'4"
5'8" (Can be used as a 6'0" replacement size.)
6'0"

Heights

6'6"
6'8"
8'0"

Available Configurations



Low-E Glass



Available Door Collections

Fiber-Classic. Mahogany / Fiber-Classic. Oak / Smooth-Star.

Available Door Styles & Sizes



Widths

4'8" (Can be used as a 5'0" replacement size.)

5'0"

5'4"

5'8" (Can be used as a 6'0" replacement size.)

6'0"

Heights

6'6"

6'8"

8'0"

Available Configurations

